

## PN 10 SERVICE JOINTS

## 2.2.1



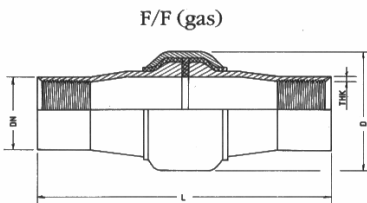
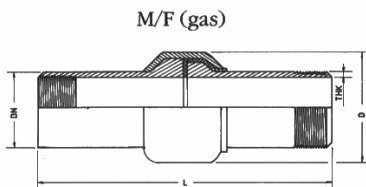
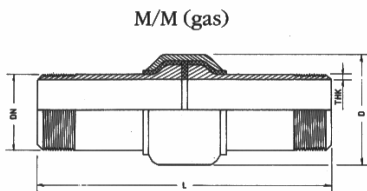
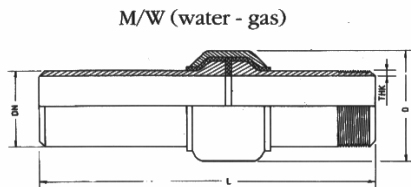
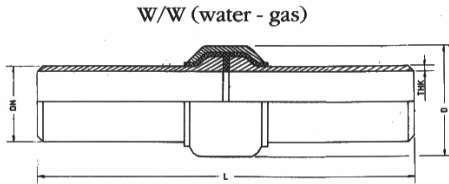
### CHARACTERISTICS GUARANTEED FOR STANDARD JOINTS

- Maximum Operating Pressure: 10 bar
- Pneumatic Leakage Test: 5 bar
- Operating Temperature: -10°C to +70°C

### ELECTRICAL TESTS ( IN DRY AIR AT 25°C)

- Dielectric Strength Test: 2500V at 50Hz for 1 minute
- Electric Resistance Test:  $\geq 50 \text{ M}\Omega$  at 1000V dc
- Internal Coating: Oven cured epoxy powder (70 $\mu$  DFT)
- External Coating: Epoxy phenolic paint (70 $\mu$  DFT)

### PN 10 SERVICE JOINTS



NPS inches	THK mm	D mm	L mm	Weight Kg
1/2	3.20	48	210	0.55
3/4	3.20	49	220	0.55
1	3.38	54	230	0.60
1 1/4	3.56	64	250	1.20
1 1/2	3.68	71	260	1.40
2	3.68	83	290	1.90
2 1/2	4.50	101	330	2.90
3	4.78	115	350	3.80

NPS inches	THK mm		D mm	L mm	Weight Kg
	t	tl			
1/2	3.20	3.20	48	150	0.50
3/4	3.20	3.20	49	165	0.50
1	4.00	3.38	54	180	0.65
1 1/4	4.00	3.60	64	195	1.00
1 1/2	4.00	3.70	71	210	1.20
2	4.50	3.70	83	220	1.60
2 1/2	4.50	4.50	101	240	2.30
3	4.78	4.78	115	260	3.50

NPS inches	THK mm	D mm	L mm	Weight Kg
1/2	3.20	48	100	0.40
3/4	3.20	49	110	0.40
1	4.00	54	120	0.50
1 1/4	4.00	64	135	0.70
1 1/2	4.00	71	145	0.90
2	4.50	83	150	1.25
2 1/2	4.50	101	176	1.55
3	4.78	115	200	2.30

NPS inches	THK mm	D mm	L mm	Weight Kg
1/2	3.20	48	100	0.40
3/4	3.20	49	110	0.40
1	4.00	54	120	0.70
1 1/4	4.00	64	135	0.90
1 1/2	4.00	71	145	1.10
2	4.50	83	150	1.80

NPS inches	THK mm		D mm	L mm	Weight Kg
	t	tl			
1/2	3.20	2.80	49	100	0.30
3/4	3.20	2.80	49	110	0.40
1	4.00	3.50	54	120	0.50
1 1/4	4.00	3.50	64	135	0.65
1 1/2	4.00	3.50	71	145	0.90
2	4.50	3.90	83	150	1.20
2 1/2	4.50	3.90	101	170	1.60
3	4.78	4.30	115	200	2.20